



DDC-TC

TIMER CONTROLLER

User's Guide

Doc #USG0032A
08-27-2003

“DDC-TC Timer Controller”
are Registered Trademarks of Lathem Time Corp.

©2001 LATHEM TIME CORP

Welcome to the DDC-TC Timer Controller

The DDC-TC controller allows you to use your Lathem digital wall clock (models DDC2-RS and DDC4-RS) as a count up or count down timer as well as displaying the normal time. As a counter, the clock acts as a “Stop Watch”, counting up from 00:00 when activated. As a Timer, you pre-set a time period (hours and minutes) and then the Lathem digital wall clock counts down to zero. A brief audible tone signals the end of the time period. When acting as a Counter or Timer; the Lathem digital wall clock displays hours and minutes when the time is over 60 minutes, and minutes and seconds when the time is less than 60 minutes. When finished, the current time is displayed.

Installing the DDC-TC Timer Controller

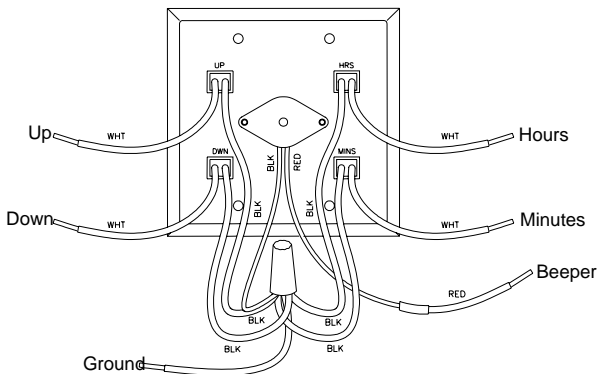
- To wire the DDC-TC Timer Controller,

The DDC-TC can be connected to the DDC Series Wall Clock with a 6 conductor CAT3 or CAT5 network cable. The DDC-TC can be mounted up to 200 feet from the DDC Series Wall Clock. The DDC-TC is supplied with 4 mounting screws, 6 wire nuts and a phoenix connector. 6 control wires, Up, Down, Hours, Minutes, Beeper and Ground are attached to the corresponding switches of the DDC-TC.

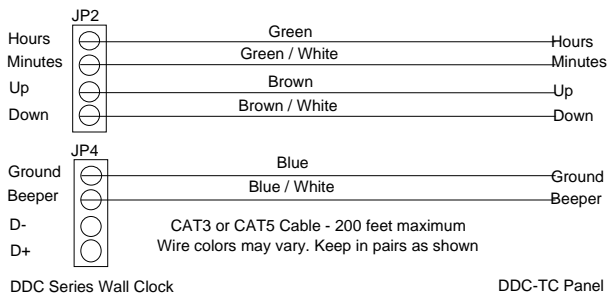
To wire the DDC-TC to the DDC Series Wall Clock, locate JP2 and JP4 on the back of the DDC's display panel, pass the wire through a knockout at both the DDC-TC double-gang box (not included) and the DDC Wall Clock. Using the supplied wire nuts, phoenix connector and the phoenix connector at position JP4 of the DDC Series Wall Clock, follow the diagram below.

DDC-TC Timer Controller User's Guide

Rear View - Used for Reference



DDC-TC Timer Controller User's Guide

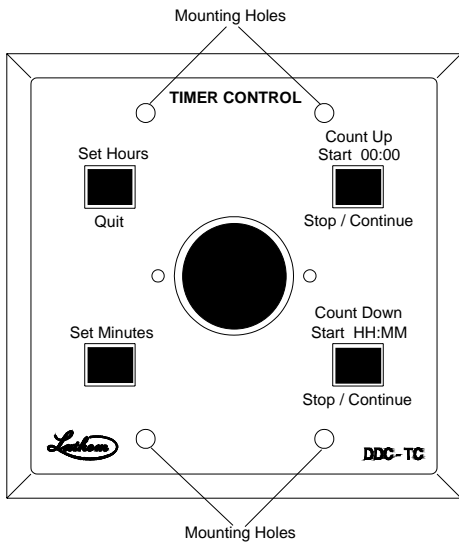


DDC-TC Timer Controller User's Guide

- To mount the DDC-TC Timer Controller

The DDC-TC mounts directly to a standard, double-gang wall box, (not included). Once the wiring has been attached, place the wires inside the double-gang wall box and mount the DDC-TC to the box with the four screws supplied with the DDC-TC by inserting them through the mounting holes and securing.

DDC-TC Timer Controller User's Guide



DDC-TC Timer Controller User's Guide

To operate the DDC-TC Timer Controller

As a Count Up Timer

- To start the count: press **Count Up**
- To pause the count: press **Stop / Continue**
- To continue the count: press **Stop / Continue**
- To return to clock mode: press **Quit**

As a Count Down Timer

- To set hours: press **Set Hours (default is 00:)**
- To set minutes: press **Set Minutes (default is :00)**
- To start the count: press **Count Down**
- To pause the count: press **Stop / Continue**
- To continue the count: press **Stop / Continue**
- To return to clock mode: press **Quit**

DDC-TC Timer Controller User's Guide

Note: To pause and continue, press the corresponding Stop / Continue button that started the operation.

In the Count Down mode, when 00:00 is reached, an audible tone will sound and the display will return to clock mode.

When in Count Up or Count Down mode, when the time being counted is greater than 60 minutes the display will read HH:MM. When the time being counted reaches less than 60 minutes, the display will read MM:SS.

Limited One-Year Limited Warranty

Lathem warrants the hardware products described in this guide against defects in material and workmanship for a period of **one year** from date of original purchase from Lathem or from an authorized Lathem reseller. The conditions of this warranty and the extent of the responsibility of Lathem Time Corporation (“Lathem”) under this warranty are listed below.

1. This warranty will become void when service performed by anyone other than an approved Lathem warranty service dealer results in damage to the product.
2. This warranty does not apply to any product which has been subject to abuse, neglect, or accident, or which has had the serial number altered or removed, or which has been connected, installed, adjusted, or repaired other than in accordance with instructions furnished by Lathem.
3. This warranty does not cover dealer labor cost for removing and reinstalling the machine for repair, or any expendable parts that are readily replaced due to normal use.
4. The sole responsibility of Lathem under this warranty shall be limited to repair of this product, or replacement thereof, at the sole discretion of Lathem.
5. If it becomes necessary to send the product or any defective part to Lathem or any authorized service dealer, the product must be shipped in

its original carton or equivalent, fully insured with shipping charges prepaid. Lathem will not assume any responsibility for any loss or damage incurred in shipping.

6. **WARRANTY DISCLAIMER AND LIMITATION OF LIABILITY:** Except only the limited express warranty set forth above, the products are sold with no expressed or implied warranties of any kind, and the implied warranties of merchantability and fitness for a particular purpose are hereby expressly disclaimed. No warranties are given with respect to products purchased other than from Lathem or an authorized Lathem reseller and any such products are purchased "as is, with all faults." In no event will Lathem be liable for any direct, indirect, special, incidental or consequential damages arising out of or in connection with the delivery, use or inability to use, or performance of this product. In the event any limited remedy given herein shall be deemed to have failed of its essential purpose, Lathem's maximum liability shall be to refund the purchase price upon return of the product.
7. Proof of date of purchase from Lathem or an authorized Lathem reseller is required for warranty service on this product.
8. This Warranty grants specific legal rights. Additional legal rights, which may vary by locale, may also apply.
9. Should any difficulties arise with the performance of this product during warranty, or with any Lathem authorized service centers, contact Lathem Time at the address below.

Lathem Time
200 Selig Drive, SW, Atlanta, GA 30336
404-691-0405

www.lathem.com

Copyright © 2003 Lathem Time Corporation. All rights reserved.